



District Report Card: 2017


State: Punjab	District: Faridkot
Class: 5	Subject: Language
Schools: 61	Students: 1016


Participation/Coverage


Students

<div>GENDER</div> <div></div>	Boys				Girls			
	Number		%		Number		%	
	536		52.76		480		47.24	

<div>AREA</div> <div></div>	Rural				Urban			
	Number		%		Number		%	
	731		71.95		285		28.05	

<div>CATEGORY</div> <div></div>	SC		ST		OBC		GEN	
	Number	%	Number	%	Number	%	Number	%
	770	75.79	0	0.00	108	10.63	138	13.58

<div>CWSN</div> <div></div>	LD	VI	HI	S&LD	ID	Oth
	2	5	1	3	3	46

<div>Management</div> <div></div>	Government			Government-aided		
	Number		%	Number		%
	972		95.67	44		4.33

Average Performance of Students in Language (%)

Overall	Gender		Area		Management		Social Group			
	Male	Female	Rural	Urban	Govt.	Aided	SC	ST	OBC	GEN
50.99	50.40	51.65	50.26	52.87	51.19	46.52	50.97	0.00	49.38	52.37

Performance on Learning Outcomes (LOs)

Learning Outcomes	Description	Average Performance(%)
L504	Reads and comprehends independently storybooks, news items/ headlines, advertisements etc.	42.50
L508	Reads text with comprehension, locates details and sequence of events	55.24

Range of Performance of Students who Answered Correctly							
Below 30%		30% - 50%		50% - 75%		Above 75%	
Number	%	Number	%	Number	%	Number	%
161	15.85	336	33.07	386	37.99	133	13.09

Lowest Performing Learning Outcomes (LOs)

- 1 - Reads and comprehends independently storybooks, news items/ headlines, advertisements etc. (42.50)
- 2 - Reads text with comprehension, locates details and sequence of events (55.24)